

AZ DISPLAYS, INC.

SPECIFICATIONS FOR SF14CR-CCD

PART NUMBER:

SF14CR-CCD

DATE:

March 03, 2005

CONTENTS

1. General Description	2
2. Features	3
3. Applications	3
4. Wiring Diagram	4
5. Electric Specification	5
6. Environment parameter	5
8. Circuit Design Diagram	6
9. Structural Diagram	7

1. General Description

The SF14CR -CCD color camera incorporates the Sharp 1/4" CCD image sensor, and is applicable to various electronic devices that require a video signal, and is available in PAL or NTSC signal formats.

2. Features

Video output (1.0 VPP 75ohm)

PAL or NTSC

3. Applications

SF14CR-CCD color camera applies in the following areas:

electronically device in office

Instrument and measure devices

Machinery equipment


Monitor (Car Monitor, Portable Video Gather, Remote Monitoring)

Door Phone , Videophone.

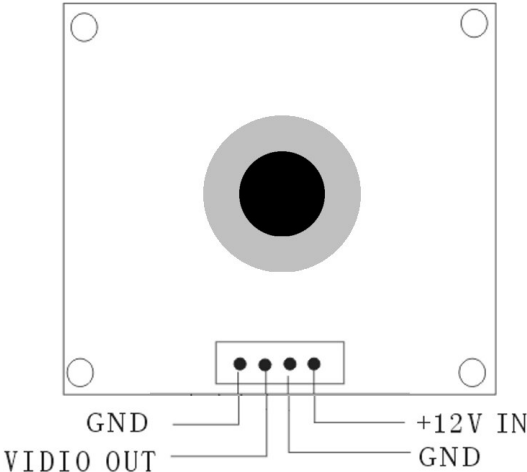
Note: It is not suitable for the products that needs high quality in ability, stability and veracity.

4. Wiring diagram

SF14CR-CCD Sample Picture



SF14CR-CCD Wiring Diagram



5. Electronically specifications

SF14CR-CCD

Pickup device	1/4" SHARP CCD
System of signal	PAL/NTSC
Number of pixels	PAL : 542(H)×582(V) × NTSC :512(H)×492(V)
Sync. system	Internal
Horizontal resolution	420TV Line
S/N ratio	>46dB
Minimum illumination	0.1LUX
Backlight compensation:	Auto
Electronic shutter	1/50(1/60)-1/10000S
White balance	Auto
Gamma correction:	>0.45
Video output	1Vp-p 75 ohm
Power supply	DC 12V 100mA
Lens	3.6mm
Operation temperature	-20V ~ +60V
Dimensions	32mm(H)X32mm(V), 38mm(H)X38mm(V), 55mm(H)X38mm(V)

7. Enviroment parameter

Operating temperature -20~60 °C


Relative humidity 5~95% RH

Storage temperature -25 ~+70 °C

Relative humidity 0~95% RH

8. Circuit Design Diagram

SF14CR-CCD



9. Structural Diagram

SF14CR-CCD

